

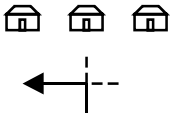
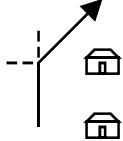
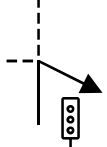
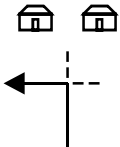
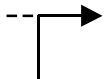
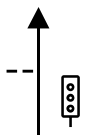
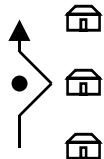
Decennale LissTA 2000-2010

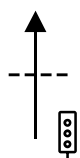
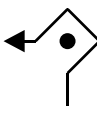
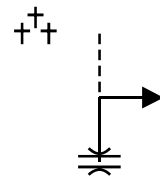
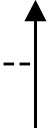
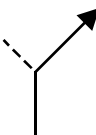
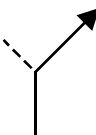


Author: Ant#1 - LissTA - www.transalp.it

Description:

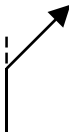

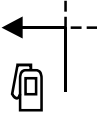
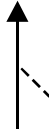
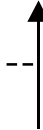
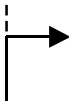
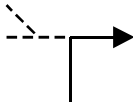
Giro Sud Viterbo - Toscana - Sarteano

RBEditor 2.4.2

Total	1		AZZERARE IL CONTAKM FUORI DA PORTA FIORENTINA GUARDANDO LA PORTA DIRIGERSI VERSO SINISTRA
Part	0.00 0.00		
Total	2		SEGUIRE DIREZIONE: ROMA CIVITAVECCHIA TARQUINIA
Part	0.10 0.10		
Total	3		Seguire Direzione: TUSCANIA QUARTIERE MEDIEVALE
Part	1.70 1.60		
Total	4		Seguire Direzione: ROMA CIVITAVECCHIA VETRALLA
Part	1.80 0.10		
Total	5		Seguire Direzione: RACCORDO TERME
Part	2.00 0.20		
Total	6		AL SEMAFORO ANDARE DRITTO
Part	2.20 0.20		
Total	7		Seguire Direzione: SIENA
Part	2.90 0.70		

Total	8		Seguire Direzione: TUSCANIA
Part	4.30		
Total	9		Seguire Direzione: TUSCANIA
Part	1.40		
Total	10		DOPO IL CAVALCAVIA Seguire Direzione: TUSCANIA
Part	4.60		
Total	11		Seguire Direzione: TUSCANIA 19 Km Aurelia TARQUINIA 46 Km MONTALTO 46 Km
Part	5.20		
Total	12		Seguire Direzione: TUSCANIA 2 Km
Part	8.30		
Total	13		- TUSCANIA ! -
Part	25.40		
Total	14		Seguire Direzione: MARTA MONTEFIASCONE
Part	27.30		
Total	15		- MARTA ! - Seguire Direzione: CAPODIMONTE VALENTANO
Part	42.20		
Part	14.90		

Total	16		Seguire Direzione:
43.60			VALENTANO CAPODIMONTE
Part	1.40		
Total	17		Seguire Direzione:
44.20			CAPODIMONTE
Part	0.60		
Total	18		- CAPODIMONTE ! -
45.10			Seguire Direzione:
Part	0.90		VALENTANO
Total	19		PORTO TURISTICO di CAPODIMONTE
45.50			
Part	0.40		
Total	20		Seguire Direzione:
47.80			VALENTANO 7 Km
Part	2.30		
Total	21		Seguire Direzione:
53.00			VALENTANO 2 Km SATURNIA 57 Km LATERA 10 Km
Part	5.20		
Total	22		- VALENTANO ! -
53.90			Seguire Direzione:
Part	0.90		LATERA 9 Km PITIGLIANO 23 Km ACQUAPENDENTE 26 Km ORVIETO 47 Km
Total	23		Seguire Direzione:
62.10			ACQUAPENDENTE 16 Km PITIGLIANO 16 Km SATURNIA 46 Km
Part	8.20		

Total ²⁴ 62.80		Seguire Direzione: ONANO 8 Km ACQUAPENDENTE 16 Km
Part 0.70		
Total ²⁵ 72.80		Seguire Direzione: ACQUAPENDENTE 5 Km
Part 10.00		
Total ²⁶ 78.30		- ACQUAPENDENTE ! - Seguire Direzione: SIENA
Part 5.50		
Total ²⁷ 91.30		Seguire Direzione: SIENA
Part 13.00		
Total ²⁸ 92.00		- PONTE SUL RIGO !- ATTENZIONE PATTUGLIA CON AUTOVELOX MOBILE SU FIAT PANDA POLIZIA
Part 0.70		
Total ²⁹ 92.90		Seguire Direzione: SIENA
Part 0.90		
Total ³⁰ 99.00		Seguire Direzione: RADICOFANI 7 Km
Part 6.10		
Total ³¹ 106.50		- RADICOFANI ! - Seguire Direzione: SARTEANO 18 Km
Part 7.50		

Total ³² 106.50	↑	RIMANERE SULLA STRADA PRINCIPALE
Part 0.00		
Total ³³ 124.60	←	- SARTEANO ! -
Part 18.10		
Total ³⁴ 124.90	←	Seguire Direzione: CAMPING
Part 0.30		